



# PUDU T300

Industrial Delivery Robot





# CONTENT



Product Overview

Product Features

Product Value

About PUDU

# PUDU T300

## Industrial Delivery Robot

The PUDU T300 is a versatile delivery robot designed for material transport in industrial environments and heavy-load delivery in commercial settings. It features a robust, load-bearing chassis with an open architecture and includes an operational screen for user convenience. The robot can handle loads up to 300kg and is equipped with essential IoT capabilities such as elevator control, gate navigation, and remote paging functionality. It also provides extensive software and hardware interfaces, making it easy to integrate with existing software systems and expand with additional hardware.





# Key Features



Superior Mobility



300kg Load Capacity



Multi-modal Interaction



7/24 Non-stop Operation



Diversified Attachments



Flexible Vslam+ Positioning



360° Omni-Sense Safety



ISO 3691-4 Standard



# Product Introduction



# Product Specifications

Machine Dimension	78cm*50cm*134cm
Machine Weight*	60kg
Loading Capacity	Maximun 300kg
Run-time	12h (none load) , 6h(fully load)
Battery Capacity	30Ah
Charging Time	2h (from 0% to 90%)
Cruise Speed	Maximum 1.2m/s
Threshold Overcoming Height	Maximum 20mm
Groove Crossing Width	Maximum 35mm
Path Clearance	Minimum 60cm
Navigation Methods	VSLAM & Lidar SLAM

\*The T300 with lifting functionality will weigh approximately 80kg.





# CONTENT

Product Overview

Product Features

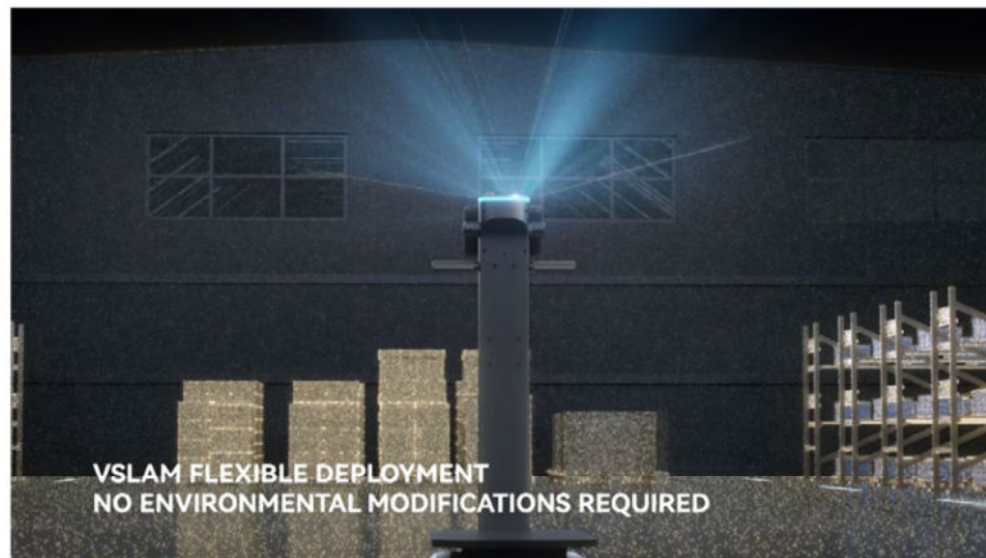
Product Value

About PUDU

# VSLAM+ for Rapid Deployment Across Vast Venues

## Precision Meets Presence


- The T300 utilizes the Pudu's original **VSLAM+ technology** and is classified as an AMR. Unlike traditional AGVs, it does not depend on preset physical path markers but rather navigates freely using an advanced visual positioning system. This allows the PUDU T300 to **quickly adapt to changes in production layouts without the need for time-consuming reconfiguration or facility remodeling.**
- Operation even in high ceiling environment up to **30 meters**
- Extra large scene mapping for up to **200,000m<sup>3</sup>**
- Deployment time is reduced by **70%** compared to traditional AGVs, while the use of a built-in mapping tool boosts mapping efficiency by an additional **30%**.





# 360° Omni-Sense Safety

- The T300 industrial delivery robot sets a high standard in safety, meeting the stringent ISO 3691-4 guidelines for industrial vehicles. Its advanced safety features ensure reliable operation within the ever-changing landscape of factory settings.
- At the heart of its safety suite are cutting-edge LiDAR sensors, which provide a 360-degree scan of the robot's surroundings to detect objects and navigate with precision. Depth cameras offer an additional layer of spatial awareness, allowing the T300 to accurately measure distances and effectively avoid collisions.




# Multi-Robot Collaboration

## PUDU Scheduler System

- Powerful self-organized network
- Dispatch up to 20 robots in one environment
- Realtime environmental perception
- Automatically detour for traffic congestion
- Adapt to complex and dynamic scenarios
- Allow painless collaboration among robots



# Auto & Semi-auto Delivery Modes



## Auto-delivery Mode

The T300 is capable of autonomous navigation and can deliver goods to any designated destination. Additionally, you can swiftly adjust the maps to accommodate changes in the production line.



## Follow Mode

The T300 employs visual recognition technology to facilitate an orderly queuing and following mechanism among multiple robots, a system primarily used for material preparation and the transportation of assorted goods.



## Power-assist Mode

When manual intervention is required for specific tasks or map generation, the T300 is equipped with an electric power-assist system to facilitate hand-pushing operations, thereby enhancing delivery efficiency and convenience.

# Versatile External Attachments

## Expand Your Capabilities with PUDU Attachments

The diversified expansion of applications significantly enhances the robot's adaptability and versatility, thereby increasing operational efficiency and simplifying procedures, ensuring a more efficient, smooth, and seamless delivery process.



Standard Mode



Shelf Mode



Lifting Mode



Towing Mode



# Versatile External Attachments



**Features**

Large capacity

Multi-level carrying space

Fully automated delivery and loading/unloading

Flexible integration with existing carriers

**Scenarios**

Large-scale material box transport

Multi-site small or medium material transport

Multi-site small or medium material transport

Materials need to be transported using existing wheeled carriers



# Exceptional Adaptability

## Exceptional mobility to navigate various obstacles


Boasting an exceptional 60cm path clearance, the T300 ensures agile maneuverability in narrow human-robot cohabited spaces, effortlessly overcoming 20mm thresholds and 35mm grooves. It facilitates precise material transport between production lines and is designed to meet elevator control requirements.




# Round-the-clock Operation

## 24/7 Non-stop Operations

- **8 hours of continuous work, 2 hours for rapid charging**
- The T300 offers an 8-hour battery life and supports a fast 2-hour(from 0% to 90%) charging capability. Equipped with both automatic recharging and battery replacement options, it ensures uninterrupted service to fulfill round-the-clock operational requirements.



# Stabilized Delivery




- The newly **upgraded vehicle-grade chassis** and motion control algorithms **enhance delivery stability**, making it suitable for delivering various materials in diverse scenarios.
- Enhanced with **shock-absorbing technology**, our upgraded automobile-level adaptive suspension significantly improves the stability of T300.





# Multimodal Interaction



# IOT Capabilities

Equipped with expansive IoT capabilities, PUDU T300 supports elevator control, e-gate access, and various other smart connectivity solutions. Featuring multiple remote calling functions such as pagers and app-based calling. Additionally, it offers software API interfaces for seamless system integration. Outfitted with external power supply ports and USB outlets for convenient hardware device integration.



Peripheral Interface



PDUD Link (App)



Pager



Elevator Control Module



E-gate Control Module



Bluetooth Speaker



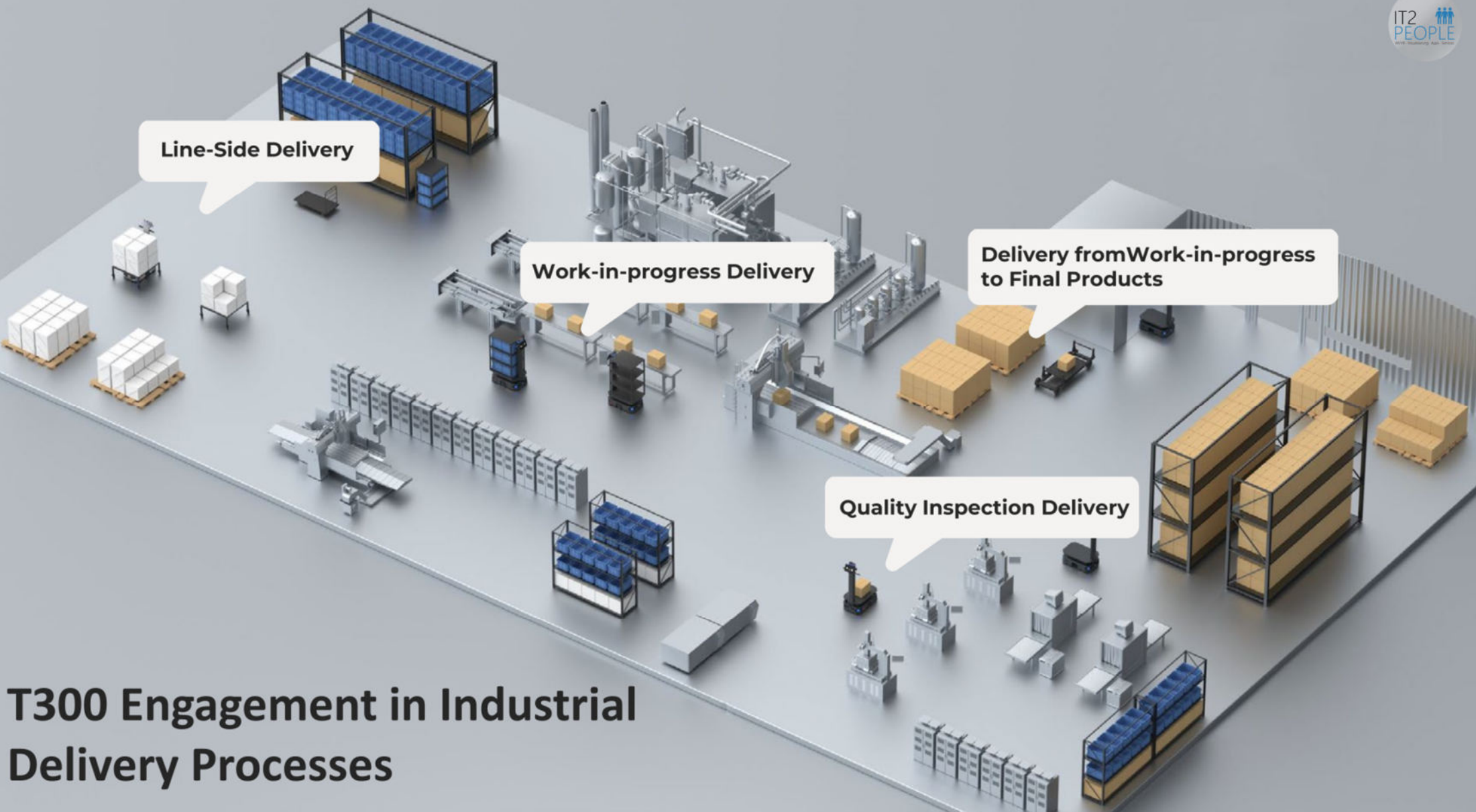
# CONTENT

Product Overview

Product Features

Product Value

About PUDU



# T300 Engagement in Industrial Delivery Processes

# Product Value



## Enhanced Efficiency

The T300 increases operational throughput by autonomously navigating through industrial environments, reducing delivery times and increasing productivity.

## Improved Safety

With advanced sensors and safety features, the T300 minimizes the risk of accidents in the workplace by detecting and avoiding obstacles, ensuring safer interactions between machines and human workers.





# Product Value

## For Customization

The T300 can be customized with different attachments or software configurations to meet specific industrial needs, ensuring it can adapt to various tasks and environments without requiring multiple separate machines.



## For Sustainability

The T300 is engineered for optimal energy use, featuring advanced lithium-ion battery technology and energy management systems that ensure longer operation times while consuming less power, thus decreasing overall energy costs and environmental impact.



# CONTENT

Product Overview

Product Features

Product Value

About PUDU



# Pudu Robotics

Pudu Robotics, a global leader in the service robotics sector, is dedicated to enhancing human productivity and living standards through innovative robot technology.

With a focus on R&D, manufacturing, and sales of service robots, Pudu Robotics holds nearly a thousand authorized patents worldwide, encompassing a wide range of core technologies. The company's robots have been widely adopted in various industries, including dining, retail, hospitality, healthcare, entertainment, education and manufacturing. To date, Pudu Robotics has successfully shipped over 70,000 units to a variety of markets, with a presence in more than 60 countries and regions worldwide.



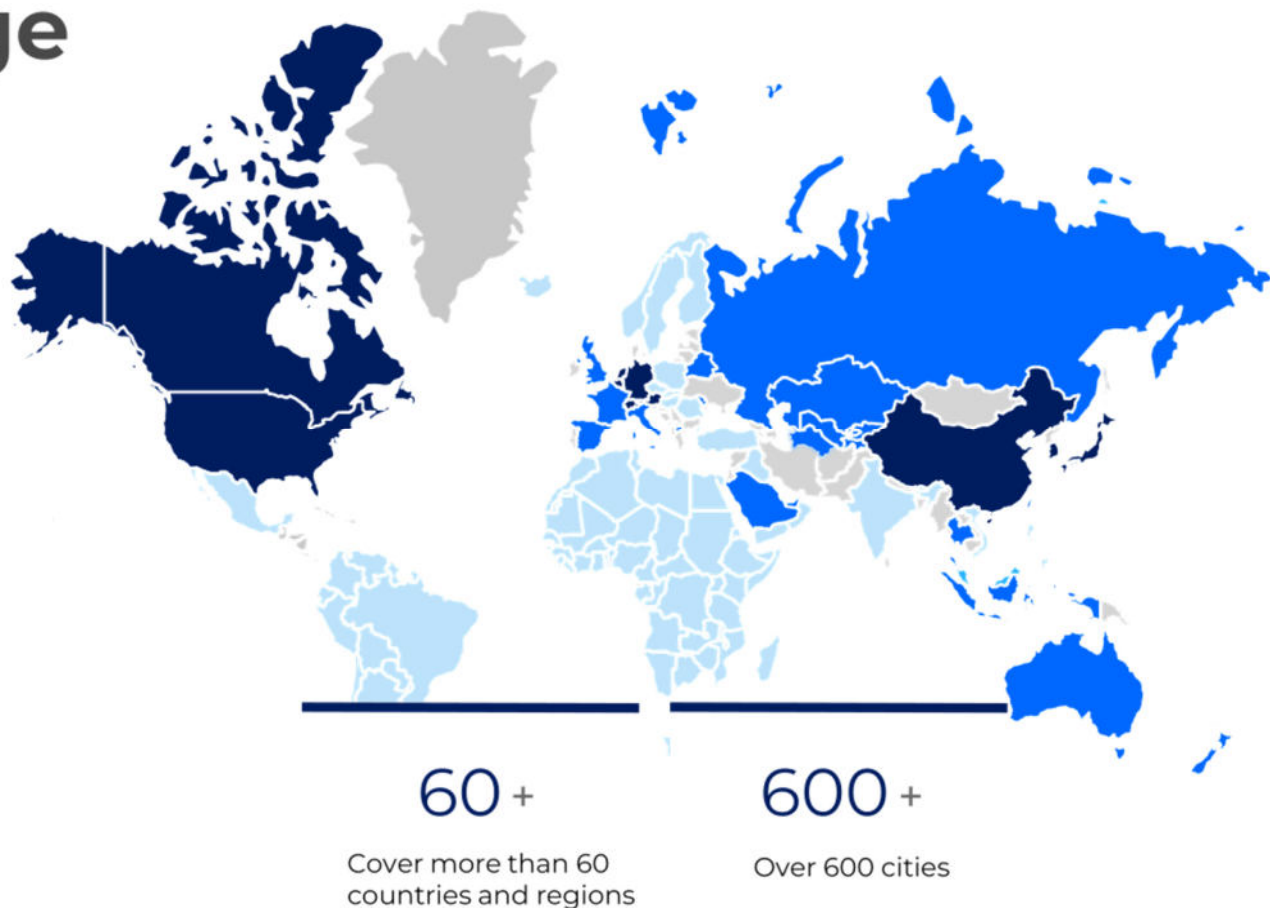




# Scale Advantage

## Globalization

Pudu Robotics has established a business presence in North America, Europe, East Asia, Asia-Pacific, the Middle East and Latin America. The products have been exported to more than 60 countries and regions around the world, covering more than 600\* cities worldwide. Pudu Robotics has established a trustworthy international brand image and become one of the representative enterprises of China's "intelligent" manufacturing abroad.



\* Relevant statistics as of Jan. 2024



# Cooperation


80% The market share of Top 100 restaurant clients      40,000+ Deployed Store



Catering Partners



Non-Catering Partners



Software and Hardware Partners



# Thank you!

+86 755-86952935

Global\_sales@pudutech.com

11/F, Building 2A, Shenzhen International Inno Valley Phase 1, Dashi  
1st Road, Nanshan District, Shenzhen, China 518300

